

STADIUM SEAT

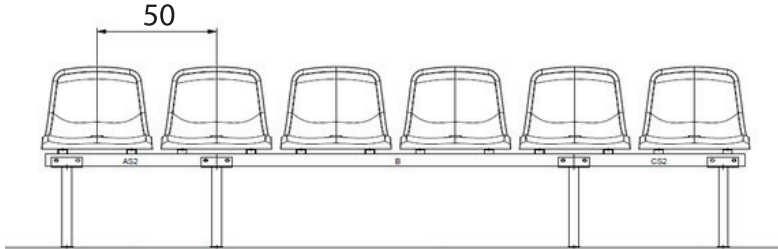
EPS 16





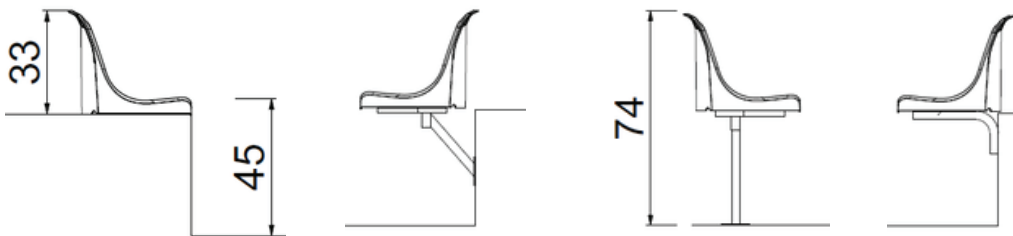
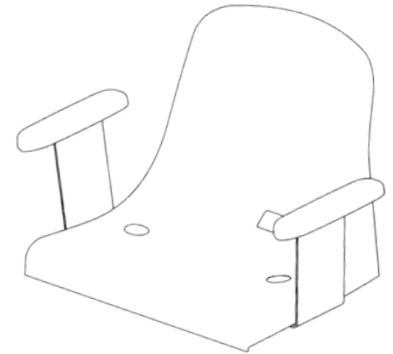
DESIGNATION

sports and auditorium facilities



The EPS16 seat, with a double backrest wall, has been designed in accordance with the EN13200-4 standard. Its excellent ergonomics result from a design that aims to ensure high comfort while maintaining very good strength parameters. The individual selection of the fastening system means that it can be used in every sports infrastructure project.

The design of the EPS16 seat enables it to be mounted directly on a concrete surface or using a steel structure system. The innovative features of the EPS16 seat mountings mean that it can be adapted to almost any type of existing audience, which provides significant savings for any investor who decides to replace the plastic elements of the audience seats. The EPS16 seats can be mounted without the use of mounting hole plugs. The armrest variant not only allows for the introduction of facilities for persons with disabilities, but also increases the overall comfort of use.



COLOR

The seats are available in colors according to the RAL color palette, at the individual request of the customer.

